



User Manual

www.doughty-engineering.co.uk

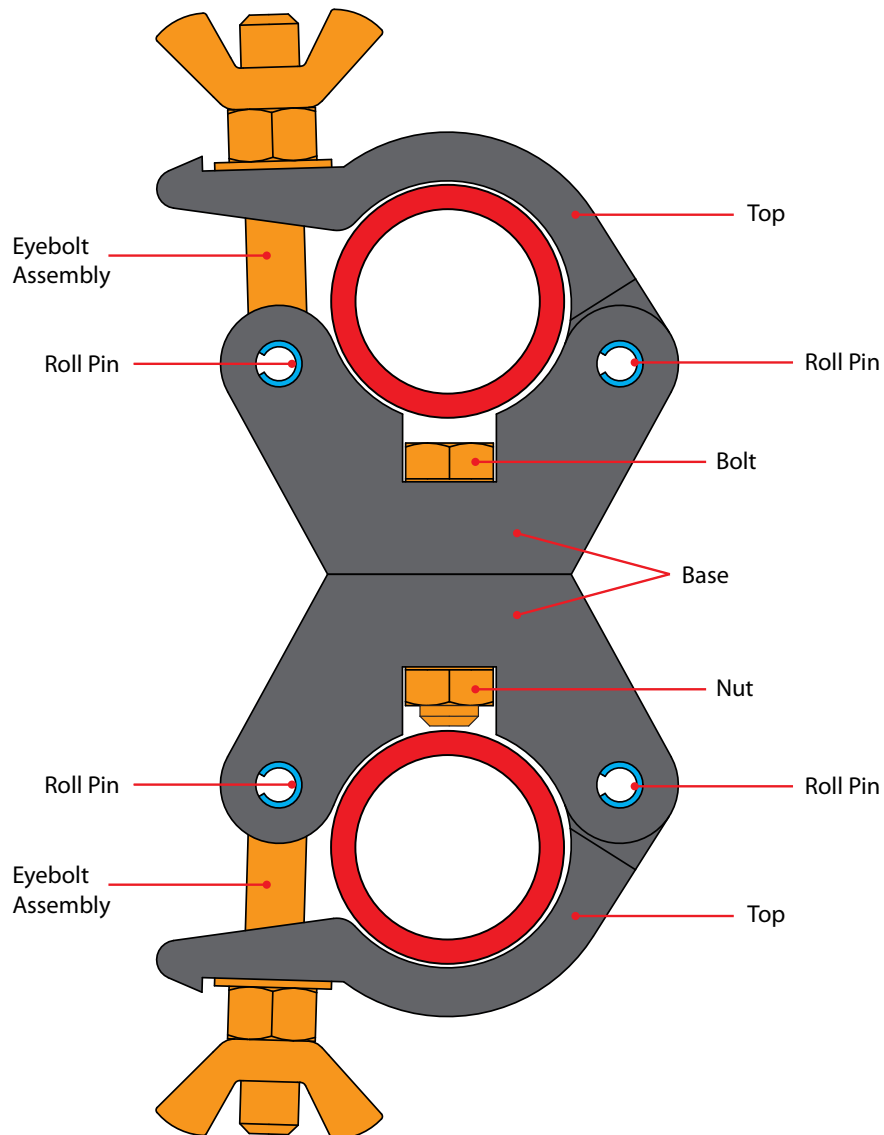
T57104/14 Doughty Parallel Coupler



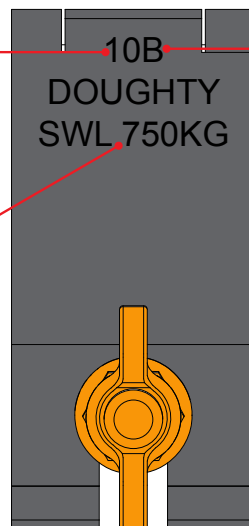
Version 01/11



www.doughty-engineering.co.uk



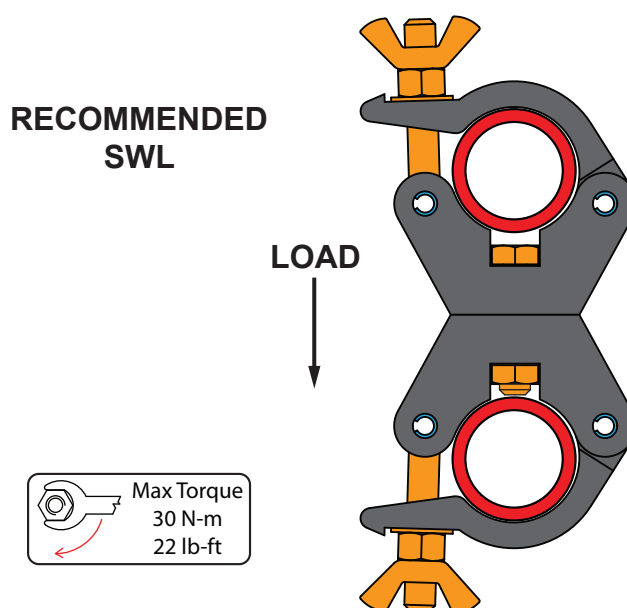
Year of Manufacturer
i.e. - 09 = 2009
10 = 2010
11 = 2011



Month of Manufacturer
i.e. - A = Jan
B = Feb
C = March

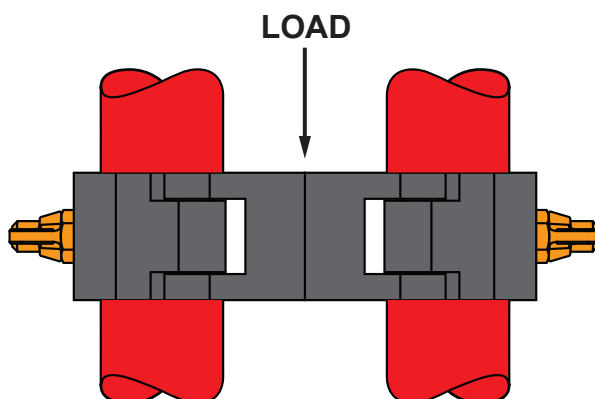
Safe
Working
Load



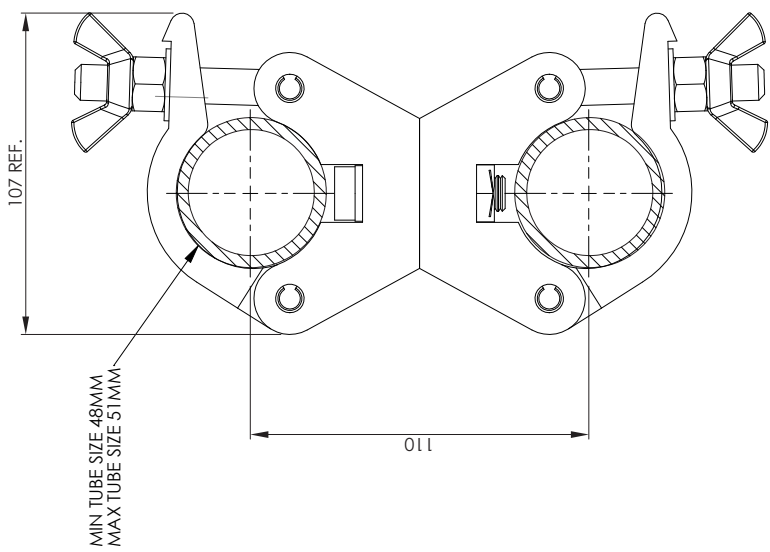
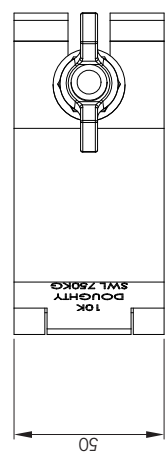
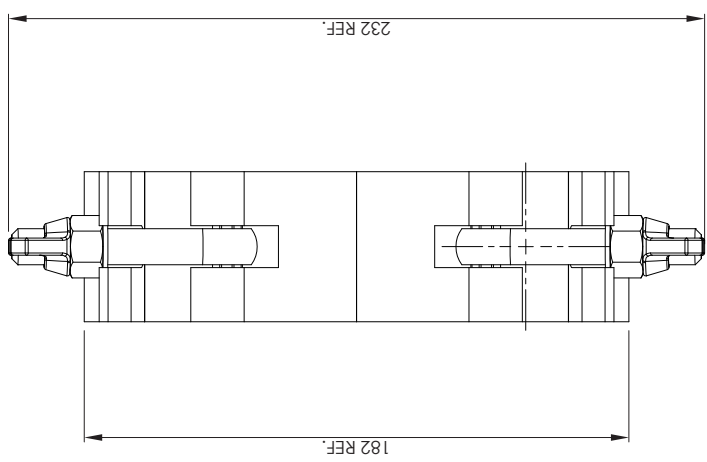
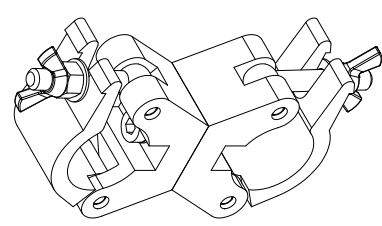
1. Never exceed the Safe Working Load (SWL) shown on the clamp.
2. Only use the clamp within the designed tube parameters (48-51mm)
3. All clamps should be visually inspected before use. In the event of any damage the clamp should be taken out of service and returned to an 'Approved Doughty Service Agent' for inspection. (see our dealer locator on our web site for a comprehensive list of Authorised Service Agents)
4. When used in conjunction with other accessories, care must be taken to ensure that the minimum SWL of any component is not exceeded.
5. Doughty Engineering Ltd does not recommend using any clamps which do not fully encompass the tube for overhanging. All open clamps including hookclamps should be used in a vertical orientation only.

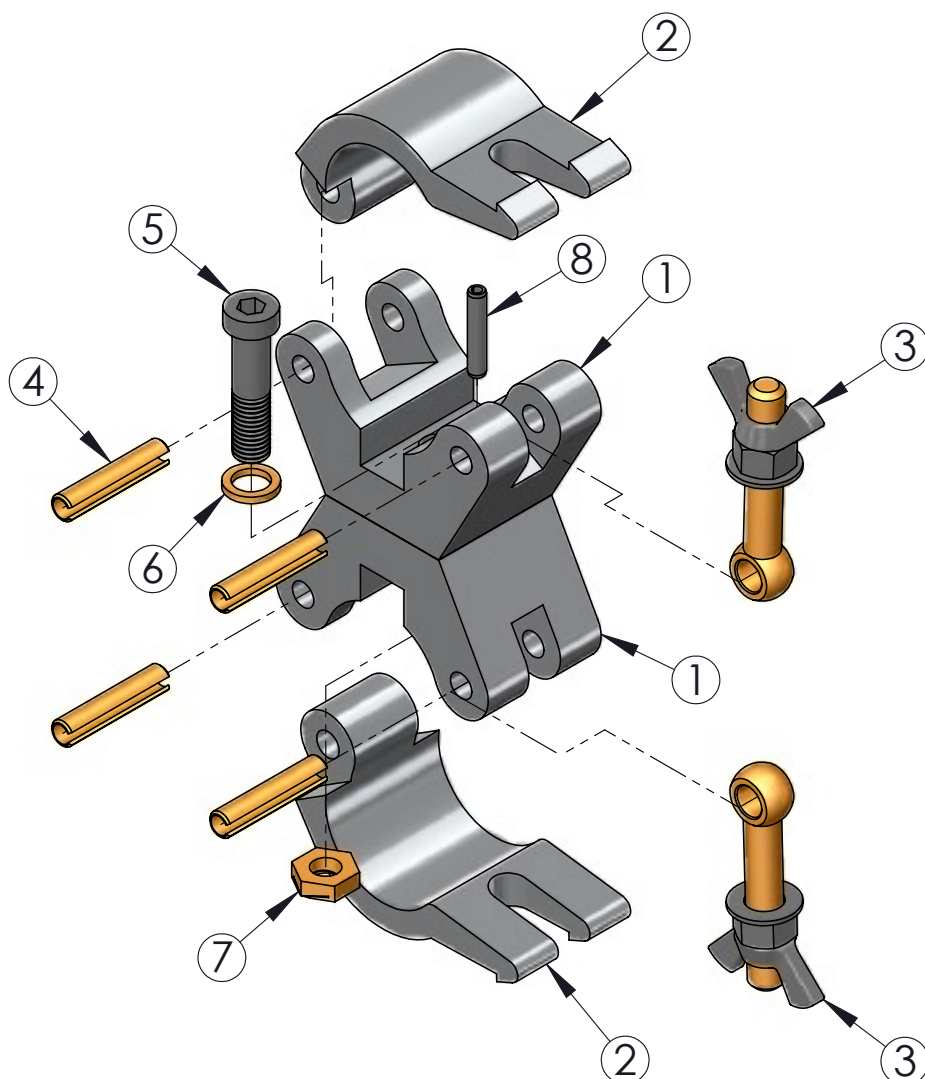


THE FOLLOWING APPLICATIONS WILL RESULT IN THE RECOMMENDED SWL BEING REDUCED DEPENDANT ON THE TUBE SURFACE FINISH & TORQUE SETTINGS APPLIED. PROOF LOADING ON INSTALLATIONS IS RECOMMENDED.

REDUCED SWL



 DOUGHTY ENGINEERING LTD	DATA SHEET	TITLE: DOUGHTY PARALLEL COUPLER	PART NOS: T57104 - SILVER T57114 - BLACK	MATERIAL : ALUMINIUM	WEIGHT: 1.33 KG	SWL: 750 KG	FINISH: T57104 - POLISHED T57114 - POWDER PAINTED BLACK	NOTES: PARALLEL AND 90 DEGREE FIXED VERSIONS ARE AVAILABLE	STRICTLY FOR REFERENCE PURPOSES ONLY	 THIRD ANGLE PROJECTION
<div data-bbox="175 1433 949 1982">  </div> <div data-bbox="1093 1433 1260 1892">  </div> <div data-bbox="239 772 949 1232">  </div> <div data-bbox="1045 616 1428 840">  </div>										



ITEM NO.	PART NUMBER	DESCRIPTION	Spares/QTY.
1	TH156	MACHINED DOUGHTY CLAMP BASE	2
2	TH157	MACHINED DOUGHTY CLAMP TOP	2
3	T78000	M12 X 70 EYEBOLT	2
4	F790	0.375" X 1.75" STAINLESS STEEL ROLL PIN	4
5	S1910	M12x50 Low Head Socket Cap	1
6	TH1083	M12 WASHER - SPACER	1
7	S1920	M12 Reduced Binx Nut	1
8	F780	M6 x 32 Roll Pin S/Steel S/Colour	1

T57104 - DOUGHTY PARALLEL COUPLER



NOT TO SCALE

DRAWN

AW

DATE

06/01/2011

Rev

1



Doughty Engineering Limited

CROW ARCH LANE, RINGWOOD, HANTS, BH24 1NZ. ENGLAND

Telephone: +44 (0) 1425 478961 Fax: +44 (0) 1425 474481

www.doughty-engineering.co.uk

email:sales@doughty-engineering.co.uk

EC DECLARATION OF CONFORMITY

Doughty Engineering Limited hereby certify that the equipment stated below has been designed to comply with all relevant sections of the specifications referenced below and complies with all the applicable Essential Requirements of the EC Directives and amendments and the National Laws and Regulations adopting these Directives.

Description: Doughty Parallel Coupler

Model/s: Part No. T57104 / T57114

SWL: 750Kg **Factor:** 5:1

are in conformity with the provision of the following EC Directives:

MACHINERY DIRECTIVE 98/37/EC

Harmonised Standards applied:

EN 292-1-2:1991

BS EN ISO 9001:1994

National Technical Standards & Specifications applied:

BS 7905-1:2001

Signed:  Date:23-04-08

Name: Nigel Curtis Position: Technical Director

Being the responsible person appointed by the manufacturer.



DEQ 083 Rev 4

Company Registration No. London 972614
Registered Office: Crow Arch Lane, Ringwood, Hants, BH24 1NZ
Directors: M.B.Lister. J.C.G. Chiverton. N.D. Curtis. S.C. Wright





Doughty Engineering Ltd

Crow Arch Lane

Ringwood, Hampshire, BH24 1NZ

Tel: +44 (0) 1425 478961 Fax: +44 (0) 1425 474481

email: sales@doughty-engineering.co.uk

Web: www.doughty-engineering.co.uk

Note: Whilst every effort has been made to ensure that the information contained within this manual is correct, Doughty Engineering does not accept any liability for errors or omissions. Specifications and technical data are intended for guidance purposes only and may vary.